
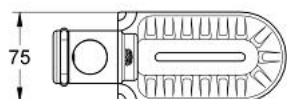
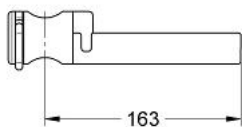


28 631 G00 RELEXA PORTA SAPONE

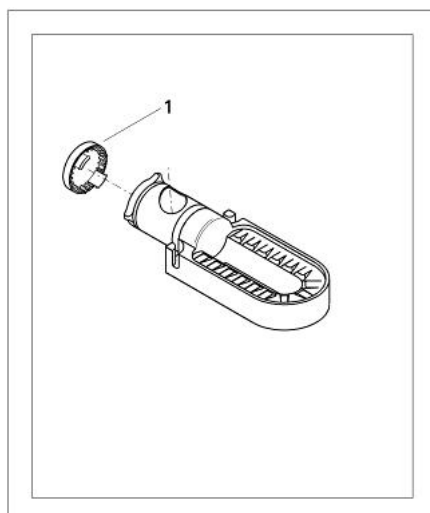


DESCRIZIONE PRODOTTO

- Colour: oro
- per aste doccia 28 620/28 621
- finitura GROHE Long-Life



28 631 G00 **RELEXA PORTA SAPONE**



PARTIDIRICAMBIO , gennaio 1991 – now

1: Cappuccio di copertura (Ordine n. 45652GG0)